

Scaled data based on original data using
LM-79-08 Approved Method: Electrical and Photometric Measurements of Solid-
State Lighting Products

Test Report Prepared for
Cooper Lighting Solutions
(formerly Eaton)

Brand: STREETWORKS

Report Number: P191485

Luminaire Tested: **GAN-AF-07-LED-U-T3R-800-ADJ**

Issue Date: 3/3/2020

Test Information

Test Method: LM-79-08
Report Number: P191485
TEST IS SCALED FROM IESNA LM-79-08 TEST DATA (P40129)
Test Lab: INNOVATION CENTER P2
Issue Date: 3/3/2020
Manufacturer: COOPER LIGHTING SOLUTIONS (FORMERLY EATON)
Product Line: STREETWORKS
Catalog Number: GAN-AF-07-LED-U-T3R-800-ADJ
Description: GALLEON AREA AND ROADWAY LUMINAIRE
(7) 70 CRI, 4000K, 800mA LIGHTSQUARES WITH 16 LEDS EACH AND TYPE III
ROADWAY OPTICS
Light Source: -
Ballast/Driver: ELECTRONIC DRIVER

Summary

Lumens per Lamp: N/A
Luminaire Lumens: 35578.2 lumens
Efficiency: N/A
Efficacy: 120.6 lumens/watt
Luminous Opening: Rectangular (W 2' x L: 1' x H: 0')
IES Classification: Type III - Short - Full Cutoff
BUG Rating: B3 - U0 - G5

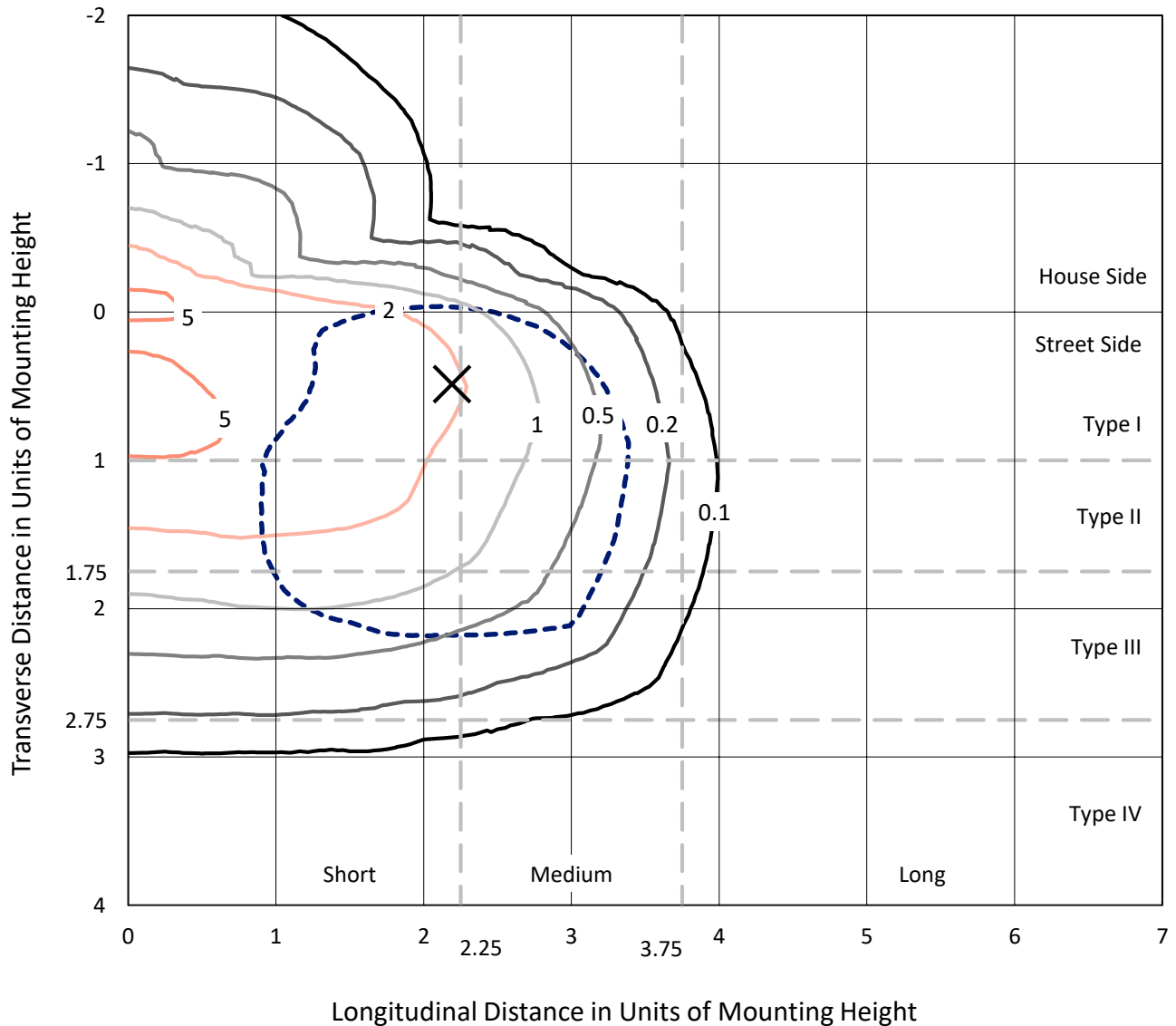
Input Watts (W): 295
Input Voltage (V): NR
Input Current (Ain): NR
Voltage Rise (V): NR
Power Factor: NR
Total Harmonic Distortion (THDi): NR
Frequency (hertz): 60
Stabilization Time: NR
Operation Time: NR
Ambient Temperature (°C): NR
Test Distance: 28.75 FT



REPORT NUMBER: P191485
 CATALOG NUMBER: GAN-AF-07-LED-U-T3R-800-ADJ

Iso-Footcandle Lines of Horizontal Illumination

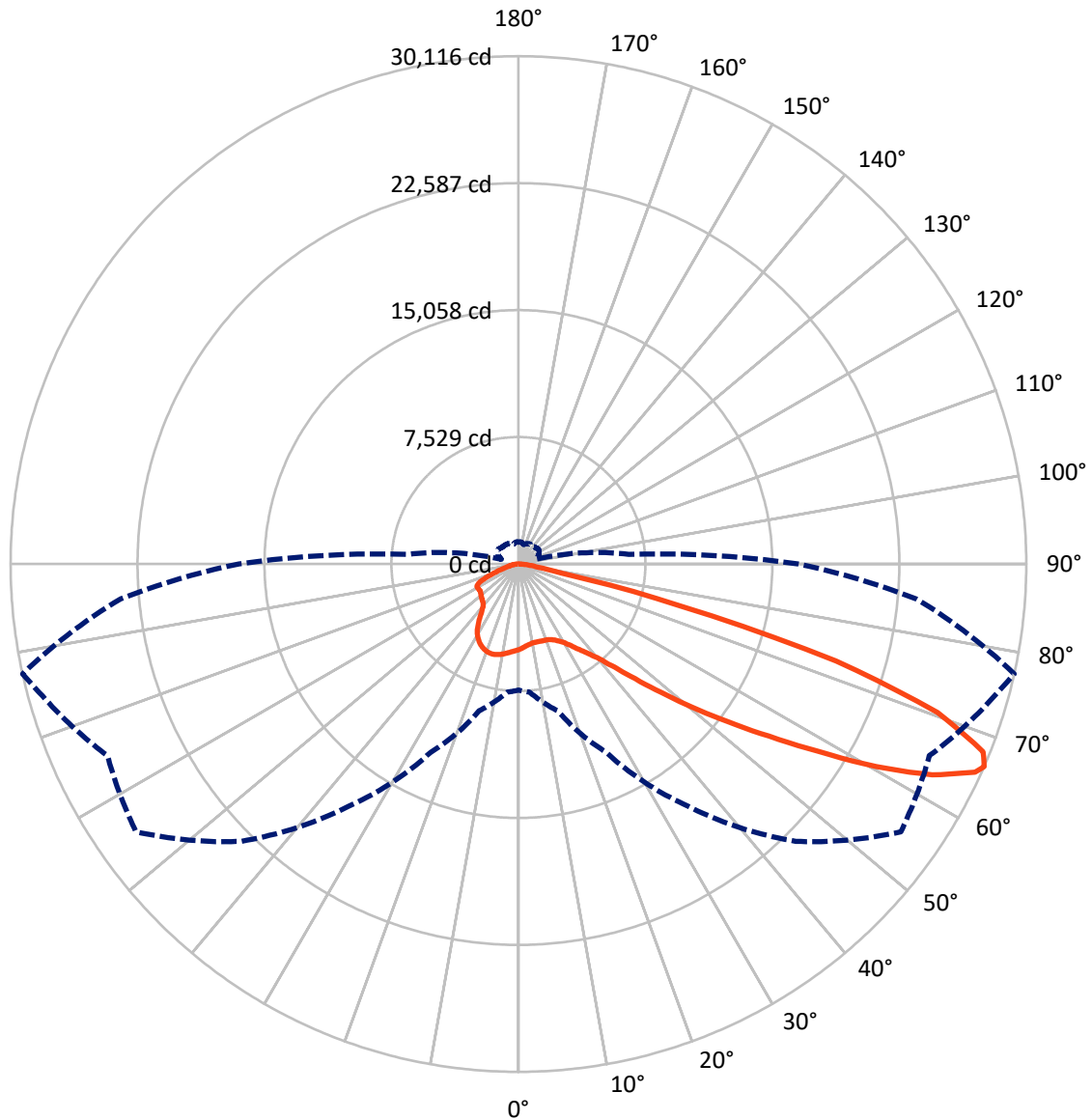
× Max cd
 - - - 1/2 Max cd



Based on 30 foot mounting height. Maximum calculated value = 6.9 fc
 Type III - Short - Full Cutoff

REPORT NUMBER: P191485
CATALOG NUMBER: GAN-AF-07-LED-U-T3R-800-ADJ

Luminous Intensity Polar Plot



— Vertical Plane Through 77.5-Deg Lateral - - - Horizontal Cone Through 66-Deg Vertical



REPORT NUMBER: P191485

CATALOG NUMBER: GAN-AF-07-LED-U-T3R-800-ADJ

FLUX DISTRIBUTION:

		Downward	Upward	Total
House Side	Lumens	6078.3	0.0	6078.3
	% Fixture	17.1	0.0	17.1
Street Side	Lumens	29499.9	0.0	29499.9
	% Fixture	82.9	0.0	82.9
Total	Lumens	35578.2	0.0	35578.2
	% Fixture	100.0	0.0	100.0

Coefficient of Utilization

ZONAL LUMENS:

Zone	Lumens	% Fixture
0°-10°	453.0	1.3
10°-20°	1277.9	3.6
20°-30°	2180.9	6.1
30°-40°	3491.3	9.8
40°-50°	5393.7	15.2
50°-60°	7650.1	21.5
60°-70°	10233.8	28.8
70°-80°	4444.3	12.5
80°-90°	453.2	1.3
90°-100°	0.0	0.0
100°-110°	0.0	0.0
110°-120°	0.0	0.0
120°-130°	0.0	0.0
130°-140°	0.0	0.0
140°-150°	0.0	0.0
150°-160°	0.0	0.0
160°-170°	0.0	0.0
170°-180°	0.0	0.0
0°-90°	35578.2	100.0
0°-180°	35578.2	100.0



REPORT NUMBER: P191485

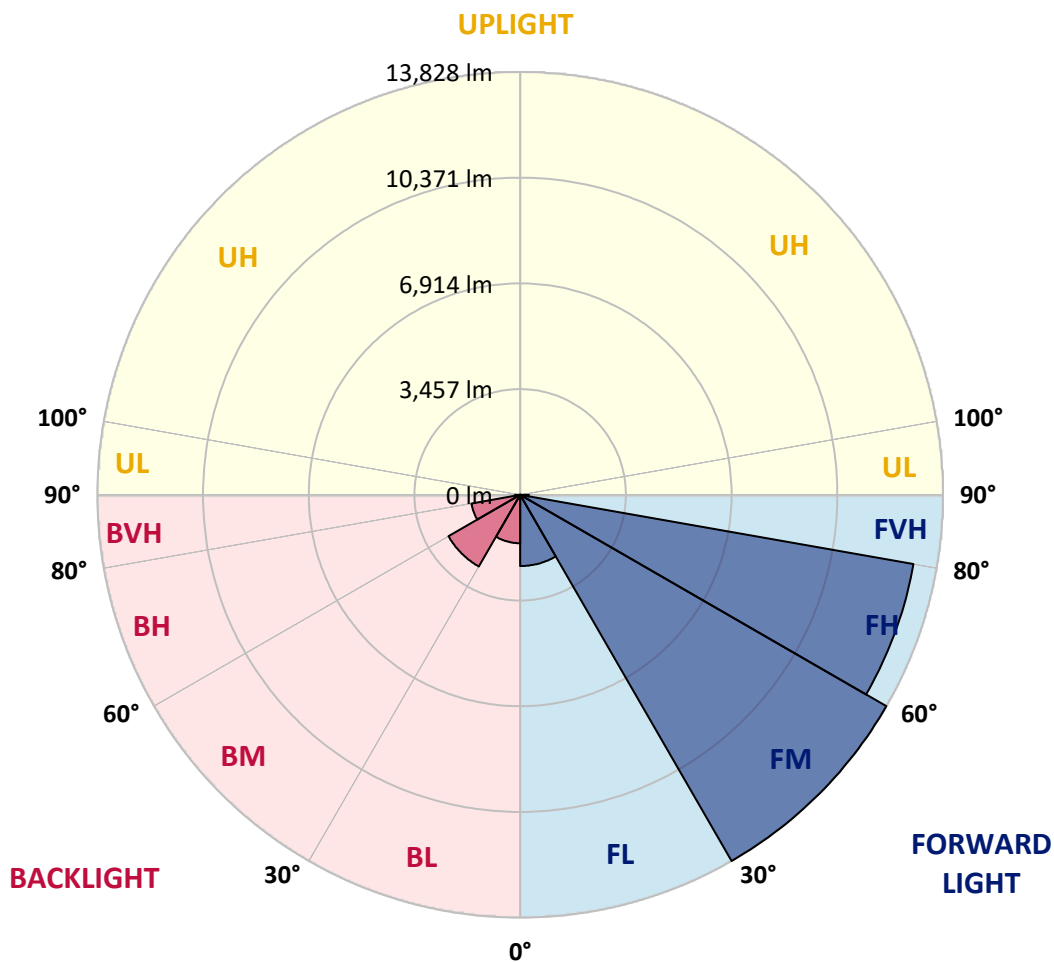
CATALOG NUMBER: GAN-AF-07-LED-U-T3R-800-ADJ

LUMINAIRE CLASSIFICATION SYSTEM LUMEN TABLE AND BUG RATING:

Zone		Lumens	% Fixture	Zone Rating/Lumen Limit		
				B	U	G
FL	(0°-30°)	2328.8	6.5			
FM	(30°-60°)	13827.6	38.9			
FH	(60°-80°)	13059.4	36.7			G5
FVH	(80°-90°)	284.2	0.8			G3/500
BL	(0°-30°)	1583.0	4.4	B3/2500		
BM	(30°-60°)	2707.6	7.6	B3/5000		
BH	(60°-80°)	1618.8	4.5	B3/2500		G3/2500
BVH	(80°-90°)	169.0	0.5			G2/225
UL	(90°-100°)	0.0	0.0		U0/0	
UH	(100°-180°)	0.0	0.0		U0/0	

BUG Rating: B3-U0-G5

Type III Short





REPORT NUMBER: P191485
 CATALOG NUMBER: GAN-AF-07-LED-U-T3R-800-ADJ

CANDELA DISTRIBUTION (FULL):

	0°	5°	15°	25°	35°	45°	55°	65°	75°	77.5°	85°
0°	5070.1	5070.1	5070.1	5070.1	5070.1	5070.1	5070.1	5070.1	5070.1	5070.1	5070.1
2.5°	4485.0	4515.3	4540.6	4564.1	4611.2	4688.5	4777.6	4849.8	4954.0	4974.2	5029.7
5°	4073.2	4073.2	4093.3	4128.6	4192.6	4308.6	4429.6	4591.0	4817.9	4871.7	5019.6
7.5°	3873.2	3874.8	3886.6	3916.9	3972.3	4078.2	4211.1	4401.0	4708.6	4797.7	5049.9
10°	3947.2	3930.3	3905.1	3890.0	3898.4	3960.6	4086.7	4298.4	4641.4	4755.7	5117.1
12.5°	4360.6	4328.7	4241.3	4125.4	4014.4	3968.9	4042.9	4249.7	4612.8	4745.7	5206.2
15°	5036.4	5023.0	4859.9	4619.5	4350.6	4125.4	4074.9	4231.2	4616.2	4757.4	5312.2
17.5°	5883.7	5865.2	5650.1	5300.4	4861.6	4422.8	4187.6	4246.4	4627.9	4777.6	5414.7
20°	6739.4	6682.2	6450.2	6033.3	5470.1	4828.0	4374.1	4285.0	4643.1	4799.4	5522.3
22.5°	7378.1	7331.1	7122.6	6717.5	6068.7	5297.0	4624.6	4352.2	4691.9	4863.3	5655.1
25°	7939.6	7943.0	7736.3	7344.6	6673.8	5794.6	4947.4	4532.1	4816.3	4994.5	5836.7
27.5°	8633.9	8593.6	8400.3	8012.0	7272.3	6297.3	5337.3	4779.2	5001.1	5181.0	6075.3
30°	9464.3	9435.8	9212.2	8771.8	7936.3	6836.9	5782.8	5066.7	5239.9	5426.4	6388.0
32.5°	10441.1	10427.6	10195.6	9629.1	8702.9	7472.2	6305.7	5446.6	5596.3	5789.6	6836.9
35°	11587.5	11589.2	11315.2	10634.4	9541.7	8211.9	6899.1	5935.8	6030.0	6231.7	7371.4
37.5°	12293.5	12379.3	12276.7	11582.5	10491.5	9039.0	7669.0	6584.7	6524.2	6727.5	7944.6
40°	12444.9	12549.0	12873.5	12520.5	11553.9	9950.1	8351.5	7208.3	7132.7	7381.5	8682.7
42.5°	12233.1	12377.6	13063.5	13312.3	12681.9	11073.1	9269.4	8134.6	8038.9	8373.4	9600.5
45°	12106.9	12214.5	13008.0	13724.1	13660.3	12342.3	10437.7	9297.9	9262.6	9701.4	10659.6
47.5°	11888.4	11985.9	12749.1	13820.0	14235.2	13505.6	11841.4	10720.1	10789.1	11364.0	11854.8
50°	12006.1	12046.5	12460.0	13576.2	14401.6	14357.9	13409.8	12367.6	12602.9	13320.7	13208.0
52.5°	11989.3	12093.5	12426.4	13176.1	14423.5	14884.0	14954.7	14204.9	14700.8	15524.6	14709.2
55°	9693.0	9884.6	12031.3	13075.3	14500.8	15400.1	16329.8	16141.6	17066.1	18025.9	16403.7
57.5°	9255.9	9377.0	10567.1	13287.1	14910.9	16385.2	17859.6	18273.1	19819.7	20934.2	18468.0
60°	9170.1	9319.8	10551.9	13545.9	15743.1	17990.6	20127.3	20853.5	23170.0	24390.4	20862.0
62.5°	8902.8	9064.3	10452.8	13512.4	16924.9	20211.4	23030.5	23597.0	26347.2	27534.1	22864.1
65°	8055.6	8206.9	9644.2	12969.4	17721.7	22581.6	26466.6	26111.8	28855.3	29748.0	23862.6
66°	7475.6	7623.5	9007.1	12330.5	17536.8	23254.0	27683.6	26890.2	29416.8	30116.1	23667.6
67.5°	6414.9	6530.9	7769.8	10900.0	16553.4	23442.4	28707.4	27475.2	29475.6	29722.8	22553.1
70°	4053.0	4086.7	5049.9	7524.4	12530.6	20330.7	27149.1	26022.7	27044.9	26375.8	18906.9
72.5°	1758.4	1746.6	2424.1	3827.8	7094.1	13641.8	21961.3	21472.1	21215.0	19688.5	13234.9
75°	978.4	991.9	1259.2	1776.9	2883.0	6700.7	14366.3	13747.6	11607.7	9904.8	6001.3
77.5°	785.0	803.5	1043.9	1260.8	1294.4	2336.6	6722.5	5470.1	3293.2	2642.6	1667.6
80°	620.3	654.0	911.1	981.7	872.5	963.2	2171.9	1736.6	1302.8	1195.2	864.1
82.5°	490.9	514.4	781.7	743.1	610.2	648.9	1040.5	1013.6	847.2	771.6	499.3
85°	353.0	396.7	642.2	559.8	400.1	437.1	690.9	662.4	485.8	396.7	220.2
87.5°	144.5	188.3	453.9	371.5	223.6	203.4	344.6	324.5	230.3	168.1	109.3
90°	0.0	0.0	0.0	0.0	0.0	0.0	0.0	0.0	0.0	0.0	0.0



REPORT NUMBER: P191485
 CATALOG NUMBER: GAN-AF-07-LED-U-T3R-800-ADJ

CANDELA DISTRIBUTION (continued):

	90°	95°	105°	115°	125°	135°	145°	155°	165°	175°	180°
0°	5070.1	5070.1	5070.1	5070.1	5070.1	5070.1	5070.1	5070.1	5070.1	5070.1	5070.1
2.5°	5065.0	5105.3	5157.5	5189.4	5206.2	5218.0	5236.5	5234.8	5239.9	5241.5	5248.2
5°	5098.7	5165.9	5241.5	5261.8	5261.8	5243.2	5224.7	5194.4	5182.7	5179.3	5182.7
7.5°	5186.1	5260.0	5325.6	5302.1	5251.6	5177.7	5081.8	4997.8	4952.4	4937.3	4933.9
10°	5297.0	5386.1	5413.0	5323.9	5175.9	4997.8	4807.9	4670.0	4591.0	4569.1	4562.4
12.5°	5431.5	5515.5	5478.5	5290.3	5016.2	4728.8	4466.6	4246.4	4081.6	4029.5	4026.1
15°	5579.4	5644.9	5515.5	5186.1	4777.6	4354.0	3886.6	3506.7	3301.6	3236.0	3231.0
17.5°	5717.3	5750.9	5493.7	5004.5	4426.2	3740.3	3120.0	2827.5	2757.0	2773.7	2777.1
20°	5834.9	5834.9	5419.7	4743.9	3873.2	2931.8	2540.1	2535.1	2585.5	2635.9	2646.0
22.5°	5964.4	5887.1	5290.3	4375.8	3089.8	2398.8	2341.7	2388.8	2446.0	2501.4	2509.8
25°	6124.1	5929.1	5110.5	3817.7	2429.1	2178.7	2200.5	2239.1	2267.8	2303.1	2308.1
27.5°	6302.3	5982.8	4873.3	3049.4	2108.0	2040.8	2057.6	2071.1	2067.7	2081.2	2084.5
30°	6515.8	6045.1	4549.0	2383.8	1975.2	1923.1	1892.9	1881.1	1881.1	1903.0	1911.4
32.5°	6801.6	6137.5	4083.3	2042.5	1911.4	1839.1	1741.6	1697.9	1714.7	1788.6	1805.4
35°	7116.0	6236.7	3452.9	1926.5	1897.9	1800.4	1649.1	1568.4	1570.1	1639.1	1660.9
37.5°	7458.8	6362.8	2762.0	1904.6	1928.2	1802.1	1600.4	1489.4	1444.0	1444.0	1452.4
40°	7897.6	6492.3	2235.8	1919.8	1992.1	1822.3	1575.1	1427.2	1299.5	1302.8	1309.6
42.5°	8469.2	6603.1	1953.4	1951.7	2069.4	1849.2	1573.5	1344.9	1233.9	1309.6	1378.4
45°	9104.6	6658.7	1829.0	1980.3	2131.6	1866.0	1546.6	1331.4	1242.3	1467.5	1598.7
47.5°	9835.9	6626.7	1760.1	1990.4	2146.7	1866.0	1516.3	1363.3	1301.1	1699.5	1852.6
50°	10637.8	6534.3	1692.8	1970.2	2141.6	1862.6	1544.9	1395.3	1323.0	1739.9	1845.8
52.5°	11580.8	6457.0	1622.2	1926.5	2106.4	1844.1	1578.5	1381.8	1254.0	1581.9	1655.9
55°	12656.7	6478.8	1543.2	1864.3	2050.9	1808.8	1566.8	1328.0	1181.8	1393.6	1439.0
57.5°	14031.8	6739.4	1449.1	1785.3	1975.2	1750.0	1524.7	1302.8	1159.9	1264.2	1291.1
60°	15566.5	7193.3	1331.4	1706.3	1881.1	1655.9	1492.8	1314.6	1170.1	1254.0	1267.5
62.5°	16692.9	7457.2	1230.5	1590.3	1753.3	1551.6	1452.4	1329.7	1197.0	1289.3	1286.1
65°	16998.9	7023.5	1104.5	1420.5	1580.2	1442.4	1402.0	1346.5	1208.7	1318.0	1302.8
66°	16570.2	6556.1	1048.9	1341.5	1492.8	1388.6	1376.8	1344.9	1203.6	1321.3	1296.1
67.5°	15529.6	5597.9	953.2	1225.5	1353.3	1307.8	1336.5	1329.7	1190.2	1318.0	1282.7
70°	12665.1	3819.4	815.3	1020.4	1126.3	1151.5	1259.2	1275.9	1146.5	1259.2	1181.8
72.5°	8849.0	2326.6	721.2	791.8	911.1	981.7	1153.2	1202.0	1087.6	1099.4	1025.4
75°	4276.7	1235.6	654.0	613.6	707.7	820.4	1025.4	1101.1	995.2	919.5	892.6
77.5°	1333.1	754.8	554.7	494.2	554.7	662.4	857.3	964.9	885.9	770.0	759.8
80°	716.2	554.7	427.0	396.7	438.7	519.5	674.1	805.3	761.5	690.9	616.9
82.5°	472.4	359.8	316.0	307.6	334.5	396.7	500.9	667.4	667.4	591.8	430.4
85°	243.8	220.2	216.9	216.9	233.6	263.9	341.3	514.4	548.0	312.7	258.9
87.5°	121.0	126.1	117.6	122.8	131.1	129.4	163.1	258.9	309.3	190.0	158.0
90°	0.0	0.0	0.0	0.0	0.0	0.0	0.0	0.0	0.0	0.0	0.0

(END OF REPORT)